



**DIRECTORATE GENERAL, CRPF**  
**EAST BLOCK-7, SECTOR-1, R.K PURAM, NEW DELHI-66**  
**e-mail : [digeqpt@crpf.gov.in](mailto:digeqpt@crpf.gov.in) Tele No. 011-26109038**



No. B.V-7/2025-26-C-(M/Link)-QR CELL

Dated, the 14 May'2026

To

1. The DsG: AR, BSF, CISF, ITBP, NSG, SSB and BPR&D
2. Director, DCPW

**Subject: QRs/TDs OF "MICROWAVE RADIO LINK" REGARDING.**

I am directed to refer to the subject mentioned above and to say that the QRs/TDs of "**Microwave Radio Link**" have been approved by the DG CRPF after due deliberations and as per recommendations of Sub-Group of Technical Experts from CAPFs and experts from DCPW & BPR&D.

2. Hence, QRs/TDs of "**Microwave Radio Link**" forwarded earlier vide letter No. B.V-7/2018-19-C-(QRs) dated 09/01/2019 stand rescinded please.

**Encl:-**As above

(Megh Raj)

**DIG (Equipment)**  
**Communication & IT Branch**  
**Directorate General C R P F**

No. B.V-7/2025-26-C-(M/Link)-QR CELL

Dated, the 14 May'2026

**Copy to:-**

1. Mr. Deepak Kumar, Technical Director, 34016, 4<sup>th</sup> Floor, Kartavya Bhawan 3, Janpath Road, MHA, New Delhi-110001 (e-mail ID: [deepakg@gov.in](mailto:deepakg@gov.in)) with request to upload the QRs/TDs of "Microwave Radio Link" on MHA website and QRs/TDs of "Microwave Radio Link" forwarded earlier vide letter No. B.V-7/2018-19-C-(QRs) dated 09/01/2019 stand rescinded please.

**Encl:-**As above

(Megh Raj)

**DIG (Equipment)**  
**Communication & IT Branch**  
**Directorate General C R P F**

**QRs/TDs OF MICROWAVE RADIO LINK**

S. N	Parameter	Technical Specifications	Trial Directives
1	Frequency Band	Radio should support 5.1 to 5.9 GHz with Licensed or unlicensed frequency band as per WPC notification No. G.S.R.1048(E) dated 18/10/2018	Firm will submit OEM certificate
2	Encryption	AES-256 or better	Firm will submit OEM certificate
3	Capacity	Aggregated Bandwidth 100 Mbps or better at Max 50 Km 200 Mbps or better at Max 20 Km (As per user requirement)	BOO will check practically and firm will submit OEM
4	Modulation	2X2 MIMO-OFDM, QPSK, 16QAM, 64QAM, 256 QAM or advance. Both manual and auto configurable	Firm will submit OEM certificate
5	Tx Output	26 dBm or better	Firm will submit OEM certificate
6	RX Sensitivity	-88 dBm	Firm will submit OEM certificate
7	RF Channels	7 non-overlapping channels in frequency band as mentioned in Sl. No 1 in 5/10/20/40 MHz or better channel width configuration or better option as per user requirement	Firm will submit OEM certificate
8	Channel Bandwidth	Should support user configurable 5/10/20/40 MHz or better channel bandwidth. The radios should also support 40 MHz or better channel bandwidth to address high capacity backhaul requirements in PTP Radio Links	Firm will submit OEM certificate
9	Wireless Error correction	Should support FEC	Firm will submit OEM certificate
10	ODU enclosure	IP67 or better	Firm will submit certificate of Govt Lab or NABL Accredited lab
11	Ethernet Ports	1 Port or more ports (as per user requirement)	Board will check Practically.
12	Diversity	Dual Polarization/ Spatial diversity supported	Firm will submit OEM certificate
13	Topology	Point to Point	Board will check Practically.
14	Security	MAC Level authentication / Link Lock	Board will check Practically and firm will also submit OEM certificate.
<b>Operational</b>			
1	Operating Modes	Ethernet PoE	Board will check Practically.
2	VLAN support	Required	Board will check Practically.
3	Asymmetrical TDD	Should support asymmetric Bandwidth	Firm will submit OEM certificate.
4	Spectrum Analyzer (in build)	Link-oriented spectrum analyser: Should show the results of both sites	Board will check Practically.

By     1

S. N	Parameter	Technical Specifications	Trial Directives
5	Duplex Technology	TDD (Time Division Duplex)	Firm will submit OEM certificate.
6	TX Power Management	Both manual and Automatic	Firm will submit OEM certificate
<b>Network Management and Security</b>			
1	Network Support	Ethernet	Board will check Practically.
2	Antenna Alignment tools	Buzzer / Visual LEDs / Status on Display of Android or PDA device.	Board will check Practically.
3	Management interface	Ethernet	Board will check Practically.
4	Upgrade capabilities	Should have facility to upgrade over the Air. Should support software backup and restore through EMS	Firm will submit OEM certificate
<b>Physical &amp; Environment parameters</b>			
1	Network Connection	Ethernet (PoE)	Firm will submit OEM certificate
2	External Antenna Connection	Weatherproof connector	Firm will submit OEM certificate
3	PoE Adopter	IDU to provide power over cat 6 or better cable to ODU	Firm will submit OEM certificate
4	Power consumption	Less than 35 Watts (IDU_ODU)	Firm will submit OEM certificate
5	LED indicators	Power and line	Board will check practically
6	Temperature	(-) $30^{\circ}\text{C}$ to (+) $55^{\circ}\text{C}$ or Better (ODU) (As per user requirement)	Firm will submit certificate of Govt Lab or NABL Accredited lab
7	Enclosure	All weather casing for ODU	Firm will submit certificate of Govt Lab or NABL Accredited lab
8	Environmental Compliance	MIL-STD 810 G or better or IEC 60950 or JSS-55555	Firm will submit certificate of Govt Lab or NABL Accredited lab
9	Shock and vibration	MIL-STD 810 G or better or IEC 60950 or JSS-55555	Firm will submit certificate of Govt Lab or NABL Accredited lab
10	Radio Regulation	As per WPC guidelines	Firm will submit WPC certificate
11	Power Source	Compatible AC/DC Power Source	Firm will submit OEM certificate
<b>Antenna Dual Polarized 2X2 MIMO dish antenna</b>			
1	Frequency Band	As per Radio requirement	Firm will submit OEM certificate
2	Gain (dBi)	32 dBi or better	Firm will submit OEM certificate
3	VSWR(Max)	1.5:1	Firm will submit OEM certificate
4	Port to port isolation (dB)	$\geq 30$	Firm will submit OEM certificate
5	Temperature Range ( $^{\circ}\text{C}$ )	(-) $30^{\circ}$ to (+) $55^{\circ}\text{C}$	Firm will submit certificate of Govt Lab or NABL Accredited lab
6	Wind speed (km/hr)	100 KM /hr	Firm will submit OEM certificate

S. N	Parameter	Technical Specifications	Trial Directives
7	Humidity	95% Non-condensation	Firm will submit certificate of Govt Lab or NABL Accredited lab
Minimum Specification for Switch			
1	Ports	8 Port Gigabit layer 2 Switch	Verification with OEM Tech Brochure and Board will check practically.
Additional Features			
	Self-supporting tower 20/30/40 meter (As user requirement)		BOOs will check physically









**SELF SUPPORTING TOWER 20 METERS (OPTIONAL)**

S. N	Parameters	Specifications	Trial directives
1.	<b>TOP Section</b>		
	Pipe Size		
	Outer Dimension	30 - 31 mm	Board will check practically.
	Wall Thickness	2.0 - 2.5 mm	Board will check practically.
	Class	GI pipe conforming of ISI ERW Medium	Firm will provide undertaking certificate.
	Width Top	420 - 430 mm	Board will check practically.
	Width Bottom	500 - 520 mm	Board will check practically.
	Cross Bar	10 - 12 mm	Board will check practically.
2.	<b>TOP Section</b>		
	Pipe Size		
	Outer Dimension	40 - 42 mm	Board will check practically.
	Wall Thickness	2.5 - 3.0 mm	Board will check practically.
	Class	GI pipe conforming of ISI ERW Medium	Firm will provide undertaking certificate.
	Width Top	520 - 540 mm	Board will check practically.
	Width Bottom	610 - 630mm	Board will check practically.
	Cross Bar	10 - 12 mm	Board will check practically.
3.	<b>TOP Section</b>		
	Pipe Size		
	Outer Dimension	40 - 42 mm	Board will check practically.
	Wall Thickness	2.5 - 3.0 mm	Board will check practically.
	Class	GI pipe conforming of ISI ERW Medium	Firm will provide undertaking certificate.
	Width Top	620 - 640 mm	Board will check practically.
	Width Bottom	710- 730 mm	Board will check practically.
	Cross Bar	12- 14 mm	Board will check practically.
4.	<b>TOP Section</b>		
	Pipe Size		
	Outer Dimension	47 - 49 mm	Board will check practically.
	Wall Thickness	3.0 - 3.5 mm	Board will check practically.
	Class	GI pipe conforming of ISI Light	Firm will provide undertaking certificate.
	Width Top	730 - 750 mm	Board will check practically.
	Width Bottom	820 - 840 mm	Board will check practically.
	Cross Bar	12 - 14 mm	Board will check practically.
5.	<b>TOP Section</b>		
	Pipe Size		
	Outer Dimension	47 - 49 mm	Board will check practically.
	Wall Thickness	3.0 - 3.5 mm	Board will check practically.
	Class	GI pipe conforming of ISI Light	Firm will provide undertaking certificate.
	Width Top	830 - 850 mm	Board will check practically.
	Width Bottom	920 - 940 mm	Board will check practically.
	Cross Bar	12 - 14 mm	Board will check practically.

S. N	Parameters	Specifications	Trial directives
6.	<b>TOP Section</b>		
	Pipe Size		
	Outer Dimension	47 – 49 mm	Board will check practically.
	Wall Thickness	3.5 – 4.0 mm	Firm will provide undertaking certificate.
	Class	GI pipe conforming of ISI medium	Board will check practically.
	Width Top	930 – 950 mm	Board will check practically.
	Width Bottom	1030 – 1050 mm	Board will check practically.
	Cross Bar	12 – 14 mm	Board will check practically.
7.	<b>BASE Section</b>		
	Pipe Size		
	Outer Dimension	47 – 49 mm	Board will check practically.
	Wall Thickness	3.5 – 4.0 mm	Board will check practically.
	Class	GI pipe conforming of ISI medium	Firm will provide undertaking certificate.
	Width Top	1035 – 1055 mm	Board will check practically.
	Width Bottom	1130 – 1150 mm	Board will check practically.
	Cross Bar	15 – 17 mm	Board will check practically.
8.	<b>General</b>		
a)	Coating		
i)	Primary	Zinc- Phosphate Epoxy Resin	Firm will provide undertaking certificate.
ii)	Final	The tower shall be painted to have equal alternate bands of international Orange and White colors with top and bottom bands painted as per civil aviation regulation.	Board will check practically.
b)	GI Pipe	Should be made by reputed OEM	Board will check practically.
c)	Nut, Bolt and Washers	All fasteners, plain washers, nut bolts and washers should be galvanized as per applicable relevant standards.	Firm will provide undertaking certificate.
d)	Earthings & Others		
i)	Earthing	The tower shall be grounded properly and the Earthing shall be of Copper wire as per relevant standards and industrial practice.	Board will check practically.
ii)	Lighting Arrestor	Lightning arrestor to be installed on the top of the tower.	Board will check practically.
iii)	Aviation Lamp	02 Nos to be installed on the top of the tower as per civil aviation rules.	Board will check practically.
e)	Installation	To be carried out by the Firm along with construction of necessary Concrete Base	Board will check practically.

By     D. Raju  
5/11

**SELF SUPPORTING TOWER 30 METERS (OPTIONAL)**

S.N	Parameters	Specifications	Trial Directives
1	<b>TOP Section</b>		
	Pipe size		
	Outer Dimension	30 - 31 mm	Board will check practically.
	Wall Thickness	2.0 - 2.5 mm	Board will check practically.
	Class	GI pipe conforming of ISI ERW Medium	Firm will provide undertaking certificate
	Width Top	361 - 381 mm	Board will check practically.
	Width Bottom	437 - 457 mm	Board will check practically.
2	<b>TOP Section</b>		
	Pipe size		
	Outer Dimension	30 - 31 mm	Board will check practically.
	Wall Thickness	2.0 - 2.5 mm	Board will check practically.
	Class	GI pipe conforming of ISI ERW Medium	Firm will provide undertaking certificate
	Width Top	437 - 457 mm	Board will check practically.
	Width Bottom	513 - 533mm	Board will check practically.
3	<b>TOP Section</b>		
	Pipe size		
	Outer Dimension	38 - 40 mm	Board will check practically.
	Wall Thickness	2.5 - 3.0 mm	Board will check practically.
	Class	GI pipe conforming of ISI ERW Medium	Firm will provide undertaking certificate
	Width Top	513 - 533 mm	Board will check practically.
	Width Bottom	589 -609 mm	Board will check practically.
4	<b>TOP Section</b>		
	Pipe size		
	Outer Dimension	38 - 40 mm	Board will check practically.
	Wall Thickness	2.5 - 3.0 mm	Board will check practically.
	Class	GI pipe conforming of ISI ERW Medium	Firm will provide undertaking certificate
	Width Top	589 -609 mm	Board will check practically.
	Width Bottom	665 -685 mm	Board will check practically.
5	<b>TOP Section</b>		
	Pipe size		
	Outer Dimension	38 - 40 mm	Board will check practically.
	Wall Thickness	2.5 - 3.0 mm	Board will check practically.
	Class	GI pipe conforming of ISI Light	Firm will provide undertaking certificate
	Width Top	665 -685 mm	Board will check practically.
	Width Bottom	742 -762 mm	Board will check practically.
	Cross Bar	10 - 12 mm	Board will check practically.

By     

S. N	Parameters	Specifications	Trial directives
6	<b>TOP Section</b>		
	Pipe size		
	Outer Dimension	48 - 50 mm	Board will check practically.
	Wall Thickness	2.5 - 3.0 mm	Board will check practically.
	Class	GI pipe conforming of ISI Light	Firm will provide undertaking certificate
	Width Top	742 -762 mm	Board will check practically.
	Width Bottom	818 -838 mm	Board will check practically.
	Cross Bar	10 - 12 mm	Board will check practically.
7	<b>TOP Section</b>		
	Pipe size		
	Outer Dimension	48 - 50 mm	Board will check practically.
	Wall Thickness	2.5 - 3.0 mm	Board will check practically.
	Class	GI pipe conforming of ISI Medium	Firm will provide undertaking certificate
	Width Top	818 -838 mm	Board will check practically.
	Width Bottom	894 -914 mm	Board will check practically.
	Cross Bar	10 - 12 mm	Board will check practically.
8	<b>TOP Section</b>		
	Pipe size		
	Outer Dimension	48 - 50 mm	Board will check practically.
	Wall Thickness	2.5 - 3.0 mm	Board will check practically.
	Class	GI pipe conforming of ISI Medium	Firm will provide undertaking certificate
	Width Top	894 -914 mm	Board will check practically.
	Width Bottom	970 -990 mm	Board will check practically.
	Cross Bar	10 - 12 mm	Board will check practically.
9	<b>TOP Section</b>		
	Pipe size		
	Outer Dimension	63 - 65 mm	Board will check practically.
	Wall Thickness	2.5 - 3.0 mm	Board will check practically.
	Class	GI pipe conforming of ISI Medium	Firm will provide undertaking certificate
	Width Top	970 -990 mm	Board will check practically.
	Width Bottom	1046 -1066 mm	Board will check practically.
	Cross Bar	12 - 16 mm	Board will check practically.
10	<b>Base Section</b>		
	Pipe size		
	Outer Dimension	63 - 65 mm	Board will check practically.
	Wall Thickness	2.5 - 3.0 mm	Board will check practically.
	Class	GI pipe conforming of ISI Medium	Firm will provide undertaking certificate
	Width Top	1046 -1066 mm	Board will check practically.
	Width Bottom	1123 -1143 mm	Board will check practically.
	Cross Bar	12 - 16 mm	Board will check practically.

By  W. Prakash B

H  S. Raju  
7

S. N	Parameters	Specifications	Trial directives
11	<b>General</b>		
a)	<b>Coating</b>		
i)	Primary	Zinc- Phosphate Epoxy Resin	Firm will provide undertaking certificate
ii)	Final	The tower shall be painted to have equal alternate bands of international orange and white colours with top and bottom bands painted as per civil aviation regulation.	Board will check practically.
b)	GI Pipe	GI pipe conforming of ISI Medium	Firm will provide undertaking certificate
c)	Nut, Bolt and Washers	All fasteners, plain washers, nut bolts and washers should be galvanized as per applicable relevant standards.	Firm will provide undertaking certificate
d)	<b>Earthing and others</b>		
i)	Earthing	The tower should be grounded properly and the earthing shall be of Copper wire as per relevant standards practice.	Board will check practically.
ii)	Lighting Arrestor	Lighting arrestor to be installed on the top of the tower.	Board will check practically.
iii)	Aviation lamp	02 Nos to be installed on the top of the tower as per civil aviation rules.	Board will check practically.
e)	Installation	To be carried out by firm.	Board will check practically.
<b>Note: - Concrete base will be installed by the firm.</b>			

By  L. Arunkumar





 D. Raju  


**SELF SUPPORTING TOWER 40 METERS (OPTIONAL)**

S.N	Parameters	Specifications	Trial Directives
1	<b>TOP Section</b>		
	Pipe size		
	Outer Dimension	30 - 31 mm	Board will check practically.
	Wall Thickness	2.0 - 2.5 mm	Board will check practically.
	Class	GI pipe conforming of ISI ERW Medium	Firm will provide undertaking certificate
	Width Top	361 - 381 mm	Board will check practically.
	Width Bottom	437 - 457 mm	Board will check practically.
	Cross Bar	10 - 12 mm	Board will check practically.
2	<b>TOP Section</b>		
	Pipe size		
	Outer Dimension	30 - 31 mm	Board will check practically.
	Wall Thickness	2.0 - 2.5 mm	Board will check practically.
	Class	GI pipe conforming of ISI ERW Medium	Firm will provide undertaking certificate
	Width Top	437 - 457 mm	Board will check practically.
	Width Bottom	513 - 533mm	Board will check practically.
	Cross Bar	10 - 12 mm	Board will check practically.
3	<b>TOP Section</b>		
	Pipe size		
	Outer Dimension	38 - 40 mm	Board will check practically.
	Wall Thickness	2.5 - 3.0 mm	Board will check practically.
	Class	GI pipe conforming of ISI ERW Medium	Firm will provide undertaking certificate
	Width Top	513 - 533 mm	Board will check practically.
	Width Bottom	589 -609 mm	Board will check practically.
	Cross Bar	10 - 12 mm	Board will check practically.
4	<b>TOP Section</b>		
	Pipe size		
	Outer Dimension	38 - 40 mm	Board will check practically.
	Wall Thickness	2.5 - 3.0 mm	Board will check practically.
	Class	GI pipe conforming of ISI ERW Medium	Firm will provide undertaking certificate
	Width Top	589 -609 mm	Board will check practically.
	Width Bottom	665 -685 mm	Board will check practically.
	Cross Bar	10 - 12 mm	Board will check practically.
5	<b>TOP Section</b>		
	Pipe size		
	Outer Dimension	38 - 40 mm	Board will check practically.
	Wall Thickness	2.5 - 3.0 mm	Board will check practically.
	Class	GI pipe conforming of ISI Light	Firm will provide undertaking certificate
	Width Top	665 -685 mm	Board will check practically.
	Width Bottom	742 -762 mm	Board will check practically.
	Cross Bar	10 - 12 mm	Board will check practically.








By  A. D. Wankar

 H. V. D. Raju


S. N	Parameters	Specifications	Trial directives
6	<b>TOP Section</b>		
	Pipe size		
	Outer Dimension	48 - 50 mm	Board will check practically.
	Wall Thickness	2.5 - 3.0 mm	Board will check practically.
	Class	GI pipe conforming of ISI Light	Firm will provide undertaking certificate
	Width Top	742 -762 mm	Board will check practically.
	Width Bottom	818 -838 mm	Board will check practically.
	Cross Bar	10 - 12 mm	Board will check practically.
7	<b>TOP Section</b>		
	Pipe size		
	Outer Dimension	48 - 50 mm	Board will check practically.
	Wall Thickness	2.5 - 3.0 mm	Board will check practically.
	Class	GI pipe conforming of ISI Medium	Firm will provide undertaking certificate
	Width Top	818 -838 mm	Board will check practically.
	Width Bottom	894 -914 mm	Board will check practically.
	Cross Bar	10 - 12 mm	Board will check practically.
8	<b>TOP Section</b>		
	Pipe size		
	Outer Dimension	48 - 50 mm	Board will check practically.
	Wall Thickness	2.5 - 3.0 mm	Board will check practically.
	Class	GI pipe conforming of ISI Medium	Firm will provide undertaking certificate
	Width Top	894 -914 mm	Board will check practically.
	Width Bottom	970 -990 mm	Board will check practically.
	Cross Bar	10 - 12 mm	Board will check practically.
9	<b>TOP Section</b>		
	Pipe size		
	Outer Dimension	63 - 65 mm	Board will check practically.
	Wall Thickness	2.5 - 3.0 mm	Board will check practically.
	Class	GI pipe conforming of ISI Medium	Firm will provide undertaking certificate
	Width Top	970 -990 mm	Board will check practically.
	Width Bottom	1046 -1066 mm	Board will check practically.
	Cross Bar	12 - 16 mm	Board will check practically.
10	<b>TOP Section</b>		
	Pipe size		
	Outer Dimension	63 - 65 mm	Board will check practically.
	Wall Thickness	2.5 - 3.0 mm	Board will check practically.
	Class	GI pipe conforming of ISI Medium	Firm will provide undertaking certificate
	Width Top	1046 -1066 mm	Board will check practically.
	Width Bottom	1123 -1143 mm	Board will check practically.
	Cross Bar	12 - 16 mm	Board will check practically.

By        10

S. N	Parameters	Specifications	Trial directives
11	<b>TOP Section</b>		
	Pipe size		
	Outer Dimension	73 - 75 mm	Board will check practically.
	Wall Thickness	2.5 - 3.0 mm	Board will check practically.
	Class	GI pipe conforming of ISI Medium	Firm will provide undertaking certificate
	Width Top	1123 - 1143 mm	Board will check practically.
	Width Bottom	1199 - 1219 mm	Board will check practically.
	Cross Bar	12 - 16 mm	Board will check practically.
12	<b>TOP Section</b>		
	Pipe size		
	Outer Dimension	73 - 75 mm	Board will check practically.
	Wall Thickness	2.5 - 3.0 mm	Board will check practically.
	Class	GI pipe conforming of ISI Medium	Firm will provide undertaking certificate
	Width Top	1199 - 1219 mm	Board will check practically.
	Width Bottom	1275 - 1295 mm	Board will check practically.
	Cross Bar	12 - 16 mm	Board will check practically.
	Outer Dimension	73 - 75 mm	Board will check practically.
13	<b>Base Section</b>		
	Pipe size		
	Outer Dimension	73 - 75 mm	Board will check practically.
	Wall Thickness	2.5 - 3.0 mm	Board will check practically.
	Class	GI pipe conforming of ISI Medium	Firm will provide undertaking certificate
	Width Top	1275 - 1295 mm	Board will check practically.
	Width Bottom	1351 - 1371 mm	Board will check practically.
	Cross Bar	12 - 16 mm	Board will check practically.
14	<b>General</b>		
a)	<b>Coating</b>		
i)	Primary	Zinc- Phosphate Epoxy Resin	Firm will provide undertaking certificate
ii)	Final	The tower shall be painted to have equal alternate bands of international orange and white colours with top and bottom bands painted as per civil aviation regulation.	Board will check practically.
b)	<b>GI Pipe</b>	GI pipe conforming of ISI Medium	Firm will provide undertaking certificate
c)	<b>Nut, Bolt and Washers</b>	All fasteners, plain washers, nut bolts and washers should be galvanized as per applicable relevant standards.	Firm will provide undertaking certificate
d)	<b>Earthing and others</b>		
i)	Earthing	The tower should be grounded properly and the earthing shall be of copper wire as per relevant standards practice.	Board will check practically.

By       11 

S. N	Parameters	Specifications	Trial directives
ii)	Lighting Arrestor	Lighting arrestor to be installed on the top of the tower.	Board will check practically.
iii)	Aviation lamp	02 Nos to be installed on the top of the tower as per civil aviation rules.	Board will check practically.
e)	Installation	To be carried out by firm.	Board will check practically.
<b>Note: - Concrete base is will be installed by the firm.</b>			




AC-II Dasara Raju  
NSG




Insp/Tele H.K. Shukla  
ITBP

Through v.c

Kailash Leel, AC  
Assam Rifles



Satish Kumar Mahla  
AC (Comn), SSB



Bhavna Subhash Yadav  
AC(Exe), CISF



Ujjwal Kumar Singh  
AC(QR), CRPF



Sunil Kumar, AD  
DCPW



Binay Kumar  
AD, BPR&D



Chandra Prakash  
DC (Eqpt), BSF



Narendra Singh  
DC (Comn), CRPF



Megh Raj  
DIG (Eqpt), CRPF




Rajesh Kumar  
IG (Comn & IT),  
CRPF



Zaki Ahmad, IPS  
SDG (ADM), CRPF



Approved/ Not Approved



Gyanendra Pratap Singh, IPS  
DG, CRPF